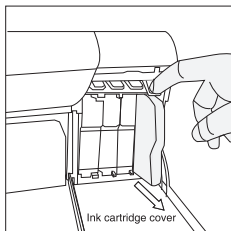
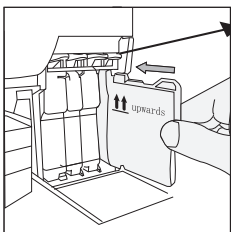


### Warning:

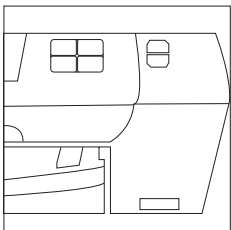
1. Do not touch the movable member which may cause misrecognition during the installation after it's taken out from the package.



2. Open the ink cover of printer and take out the used up ink cartridge.



3. Install the new ink cartridge, if the printer can not recognize, Press down the ink release lever. please reinstall slowly as to the instructions of the printer.



4. Close the ink cartridge cover.